


CF5  
PVC  
6.8-7.5xd

# PVC Control cable Chainflex® CF5


- for high load requirements
- PVC outer jacket
- oil-resistant
- flame-retardant



Especially bending-resistant fine-wire stranded conductor



















Center element for high tensile stresses



Braiding in bundles around high-tensile center cord



Gusset-filled extruded, oil-proof PVC mixture

	Temperature range moved	-5 °C to +70 °C, minimum bending radius 6.8 x d with < 10 m travel; minimum bending radius 7.5 x d with ≥ 10 m travel
	Temperature range fixed	-20 °C to +70 °C, minimum bending radius 4 x d
	v max. unsupported/gliding	10 m/s, 5 m/s
	a max.	80 m/s <sup>2</sup>
	Travel distance	Freely suspended and gliding travel distances up to 100 m, Class 3
	UV-resistant	Medium
	Nominal voltage	300/500 V (following DIN VDE 0245).
	Testing voltage	2000 V (following DIN VDE 0281-2).
	Oil	Oil-resistant (following DIN EN 60811-2-1, DIN EN 50363-4-1), Class 2
	Flame-retardant	According to IEC 332-1, CEI 20-35, FT1.
	Silicon-free	Free from silicon which can affect paint adhesion (following PV 3.10.7 – status 1992).
	Conductor	Fine-wire stranded conductor consisting of bare copper wires (following EN 60228).
	Core insulation	Mechanically high-quality PVC mixture (following DIN VDE 0207 Part 4).
	Core stranding	<b>Number of cores &lt; 12:</b> cores stranded in a layer with short pitch length. <b>Number of cores ≥ 12:</b> cores combined in bundles and stranded together around a centre for high tensile stresses with adapted, short pitch lengths and pitch directions, especially low-torsion structure.
	Core identification	<b>Cores &lt; 0.5 mm<sup>2</sup>:</b> colour code in accordance with DIN 47100 <b>Cores ≥ 0.5 mm<sup>2</sup>:</b> cores black with white numerals, one core green/yellow.
	Outer jacket	Low-adhesion, oil-resistant mixture on the basis of PVC, adapted to suit the requirements in Energy Chains® (following DIN VDE 0282 Part 10). Colour: green (similar to RAL 6005)

Class 5.3.2








... no minimum order quantity  
eplan download, configurator, PDF catalogues, lifetime ...

# Class 5.3.2



CF5  
PVC  
6.8-7.5xd

	<b>UL/CSA</b>	<p>≤ 1.5 mm<sup>2</sup>: Style 1007 and 2464, 300 V, 80 °C</p> <p>≥ 2.5 mm<sup>2</sup>: Style 1011 and 2570, 600 V, 80 °C</p>
	<b>CEI</b>	Following CEI 20-35
	<b>CE</b>	Following 2006/95/EG
	<b>Lead free</b>	Following EU guideline (RoHS) 2002/95/EC
	<b>Clean room</b>	According to ISO Class 2, material/cable tested by IPA according to ISO standard 14644-1

## Typical application area

- for high load requirements
- light oil influence
- preferably indoor applications, but also outdoor ones at temperatures > 5 °C
- especially for freely suspended and gliding travel distances up to 100 m
- storage and retrieval units for high-bay warehouses, machining units/packaging machines, quick handling, indoor cranes

Control cable

Tel. +49-2203-96 49-0  
Fax +49-2203-96 49-222



**850 types from stock no cutting costs ...**  
 ... and order online ► [www.igus.eu/en/CF5](http://www.igus.eu/en/CF5) (for up to 10 cuts of the same type)

CF5  
PVC  
6.8-7.5xd

# PVC Control cable Chainflex® CF5

- for high load requirements
- PVC outer jacket
- oil-resistant
- flame-retardant

Delivery program Part No.	Number of cores and conductor nominal cross section [mm <sup>2</sup> ]	External diameter approx. [mm]	Copper index [kg/km]	Weight [kg/km]
CF5.02.36	36 x 0.25	14.5	87	275
CF5.03.15	15 x 0.34	10.0	49	133
CF5.03.18	18 x 0.34	11.5	59	172
CF5.03.25	25 x 0.34	13.5	82	234
CF5.05.02	2 x 0.5	5.5	10	34
CF5.05.03	3 G 0.5	6.0	15	42
CF5.05.05	5 G 0.5	7.0	24	72
CF5.05.07	7 G 0.5	8.0	34	77
CF5.05.12	12 G 0.5	11.5	58	158
CF5.05.18	18 G 0.5	13.5	86	230
CF5.05.25	25 G 0.5	17.0	121	310
CF5.05.30	30 G 0.5	18.5	144	402
CF5.07.03	3 G 0.75	6.5	22	63
CF5.07.04	4 G 0.75	7.0	29	72
CF5.07.05	5 G 0.75	8.0	36	85
CF5.07.07	7 G 0.75	9.0	50	108
CF5.07.12	12 G 0.75	12.0	86	240
CF5.07.18	18 G 0.75	15.5	130	322
CF5.07.25	25 G 0.75	19.0	181	432
CF5.07.36	36 G 0.75	22.0	259	564
CF5.07.42	42 G 0.75	23.5	302	610
CF5.10.03	3 G 1.0	7.0	29	62
CF5.10.04	4 G 1.0	8.0	39	85
CF5.10.05	5 G 1.0	8.5	48	100
CF5.10.07	7 G 1.0	10.0	68	145
CF5.10.12	12 G 1.0	13.5	116	260
CF5.10.18	18 G 1.0	17.5	173	450
CF5.10.25	25 G 1.0	19.5	241	590
CF5.15.03	3 G 1.5	8.0	44	95
CF5.15.04	4 G 1.5	8.0	58	120
CF5.15.05	5 G 1.5	10.0	72	170
CF5.15.07	7 G 1.5	11.0	101	220
CF5.15.12	12 G 1.5	16.0	173	320
CF5.15.18	18 G 1.5	22.0	260	550
CF5.15.25	25 G 1.5	24.0	361	810
CF5.15.36	36 G 1.5	26.0	518	980

Note: The mentioned external diameters are maximum values and may tend toward lower tolerance limits.  
G = with earthed conductor green-yellow    x = without earthed conductor

Class 5.3.2



... no minimum order quantity  
eplan download, configurator, PDF catalogues, lifetime ...

# Class 5.3.2

Price index



CF5  
PVC  
6.8-7.5xd

Delivery program Part No.	Number of cores and conductor nominal cross section [mm <sup>2</sup> ]	External diameter approx. [mm]	Copper index [kg/km]	Weight [kg/km]
CF5.25.04	4 G 2.5	11.0	96	200
CF5.25.05	5 G 2.5	12.0	120	250
CF5.25.07	7 G 2.5	15.0	168	340
CF5.25.12	12 G 2.5	21.0	288	667
CF5.25.18	18 G 2.5	27.5	432	970
CF5.25.25	25 G 2.5	31.5	600	1366

Note: The mentioned external diameters are maximum values and may tend toward lower tolerance limits.  
G = with earthed conductor green-yellow x = without earthed conductor



Order example: **CF5.07.03** – in your desired length (0.5 m steps)

CF5 Chainflex® series .07 Code nominal cross section .03 Number of cores



Please use [www.chainflex.eu/en/CF5](http://www.chainflex.eu/en/CF5) for your online order.



Delivery time 24h or today\*

\* Delivery time means time until shipping of goods

Control cable

Tel. +49-2203-96 49-0  
Fax +49-2203-96 49-222



CF5/CF6 for shelf control units: long travel in the longitudinal axis. E-Chain®: Series E4/00 with iglus® guide trough out of steel



**850 types from stock no cutting costs ...**

... and order online ► [www.igus.eu/en/CF5](http://www.igus.eu/en/CF5)

(for up to 10 cuts of the same type)

Cable de télécommande